



**पुनज International School**  
Shree Swaminarayan Gurukul, Zundal

*Grade -*

*Jr.KG*

*Hindi*



*Specimen*

*copy*

*Year 22-23*

# INDEX



Sr. No.	Month	Topic	Sign
1	April - May	□ - □	
2		□□□□ □□ □□ □□□□	
3	June - July	□ - □	
4		□□□□ □□ □□ □□□□	
5	August - September	□ - □	
6		□□□□ □□□□ □□ □□□□ □□□□	

अ 	आ 	इ 	ई 
उ 	ऊ 	ए 	ऐ 
ओ 	औ 	अं 	अः

Video Link


<https://www.youtube.com/watch?v=GBWGNvHsiFs>

# Pre -Writing Skills



अ

अ से अनार हमेशा खाओ।  
बीमारी को दूर भगाओ॥



अजगर



अमरूद

अनार

# अ - (A)

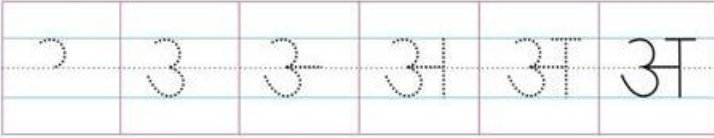
A as in Animal



अनार

Anaar  
(Pomegranate)

Steps to write the letter "अ"




अ अ अ अ अ अ अ

अ अ अ अ अ अ अ





आ



आम



आडू



आग



आधा



आटा

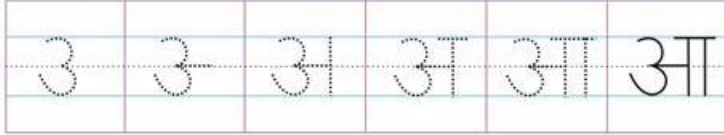
# आ - (AA)

A as in Accident



आम  
Aam  
(Mango)

Steps to write the letter "आ"



आ आ आ आ आ आ आ

आ आ आ आ आ आ आ

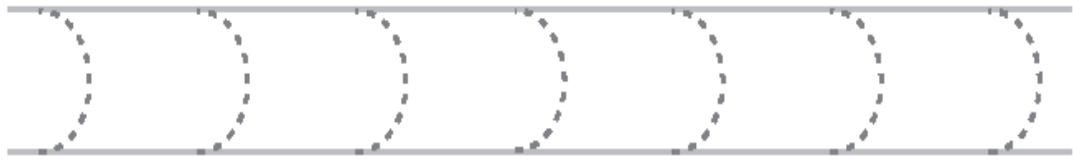








# Pre Writing skill



इ



इत्र



इमली



इक्का



इलाइची



इडली

# इ - (I)



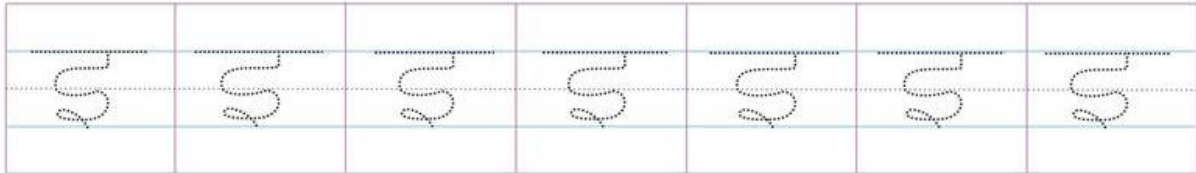

I as in India




इमली

**I**mali  
(Tamarind)

Steps to write the letter "इ"



ई



ईश्वर ( ईश )



ईख



ईद

# ई - (EE)

EE as in seen


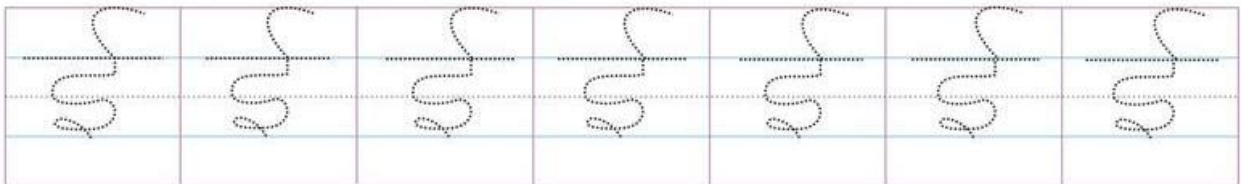
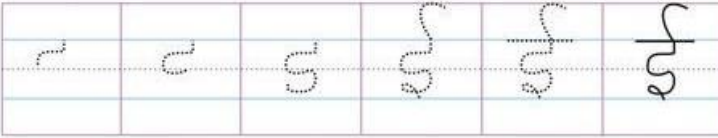


ईख


**Eekh**

(Sugarcane)



Steps to write the letter "ई"











उ



उल्लू



उस्तरा



उबलना



उड़ना



उतरना



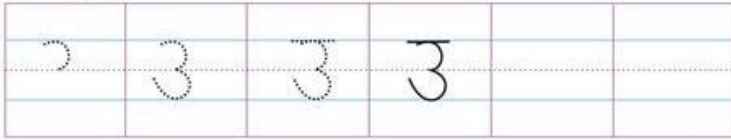
उल्टा

# ਤ - (U)



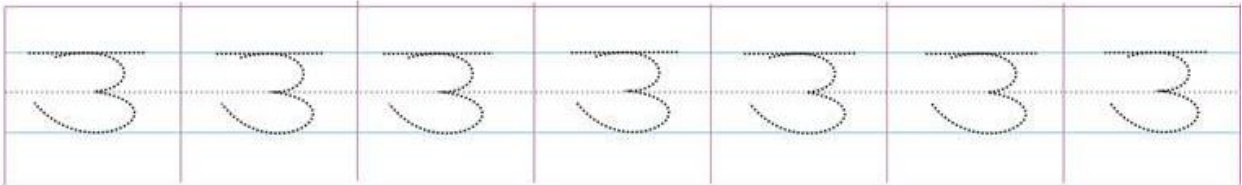
U as in put



Steps to write the letter "ਤ"



ਤਲੂ  
Ulluu  
(Owl)



# Pre Writing skill


Handwriting practice lines for pre-writing skills. The first row contains seven dashed semi-circles. The following seven rows each contain a dashed semi-circle followed by six vertical tick marks on a set of four horizontal lines.




ऊ



ऊपर



ऊन



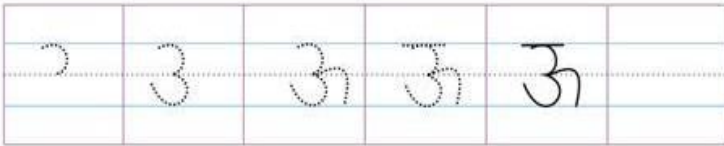
ऊदबिलाव

# ऊ - (00)

00 as in Spoon



Steps to write the letter "ऊ"



ऊन

Oon  
(wool)

ऊ ऊ ऊ ऊ ऊ ऊ ऊ

ऊ ऊ ऊ ऊ ऊ ऊ ऊ





# Pre Writing skill

This handwriting practice sheet is designed for pre-writing skills. It consists of two main sections, each with ten rows of practice lines. Each row is defined by four horizontal lines: a top blue line, a middle red line, a bottom blue line, and a baseline red line. The practice lines are dashed diagonal strokes. The first row of the first section starts with a solid black diagonal line and a small arrow pointing downwards and to the right, indicating the correct stroke direction. The second row of the second section features a faint, colorful illustration of a landscape, including a yellow sun, green trees, and a grey house, positioned between the middle red and bottom blue lines.



अक्षर रचना

ऋ से ऋषि

शुद्ध शिक्षण  
शुद्ध शिक्षण



# ऋ - (RI)

RI as in Rewind



ऋषि  
Rishi  
(Sage)

Steps to write the letter "ऋ"



ऋ	ऋ	ऋ	ऋ	ऋ	ऋ	ऋ
---	---	---	---	---	---	---

ऋ	ऋ	ऋ	ऋ	ऋ	ऋ	ऋ
---	---	---	---	---	---	---





□□□□ □□□□ □□ □□□□ □□□□ |



\_\_\_\_\_



\_\_\_\_\_




\_\_\_\_\_



\_\_\_\_\_



\_\_\_\_\_





\_\_\_\_\_



Activity : □□□□□□□□□□□□□□□□



उ से उल्लू ऊ से



ऊन

